

Scaled data based on original data using  
LM-79-08 Approved Method: Electrical and Photometric Measurements of Solid-  
State Lighting Products

Test Report Prepared for  
Cooper Lighting Solutions  
(formerly Eaton)

Brand: McGRAW-EDISON

Report Number: P200010

Luminaire Tested: **GWC-AF-02-LED-E1-SLR-7030-1200**

Issue Date: 3/3/2020

**Test Information**

Test Method: LM-79-08  
Report Number: P200010  
TEST IS SCALED FROM IESNA LM-79-08 TEST DATA (P24296)  
Test Lab: INNOVATION CENTER P2  
Issue Date: 3/3/2020  
Manufacturer: COOPER LIGHTING SOLUTIONS (FORMERLY EATON)  
Product Line: MCGRAW-EDISON  
Catalog Number: GWC-AF-02-LED-E1-SLR-7030-1200  
Description: GALLEON WALL LUMINAIRE  
(2) 70 CRI, 3000K, 1200mA LIGHTSQUARES WITH 16 LEDS EACH AND SPILL LIGHT ELIMINATOR RIGHT OPTICS  
Light Source: -  
Ballast/Driver: ELECTRONIC DRIVER

**Summary**

Lumens per Lamp: N/A  
Luminaire Lumens: 11582.6 lumens  
Efficiency: N/A  
Efficacy: 89.8 lumens/watt  
Luminous Opening: Rectangular (W 1' x L: 0.5' x H: 0')  
IES Classification: Type IV - Short - Non-Cutoff  
BUG Rating: B2 - U0 - G3

Input Watts (W): 129  
Input Voltage (V): NR  
Input Current (Ain): NR  
Voltage Rise (V): NR  
Power Factor: NR  
Total Harmonic Distortion (THDi): NR  
Frequency (hertz): 60  
Stabilization Time: NR  
Operation Time: NR  
Ambient Temperature (°C): NR  
Test Distance: 25 FT

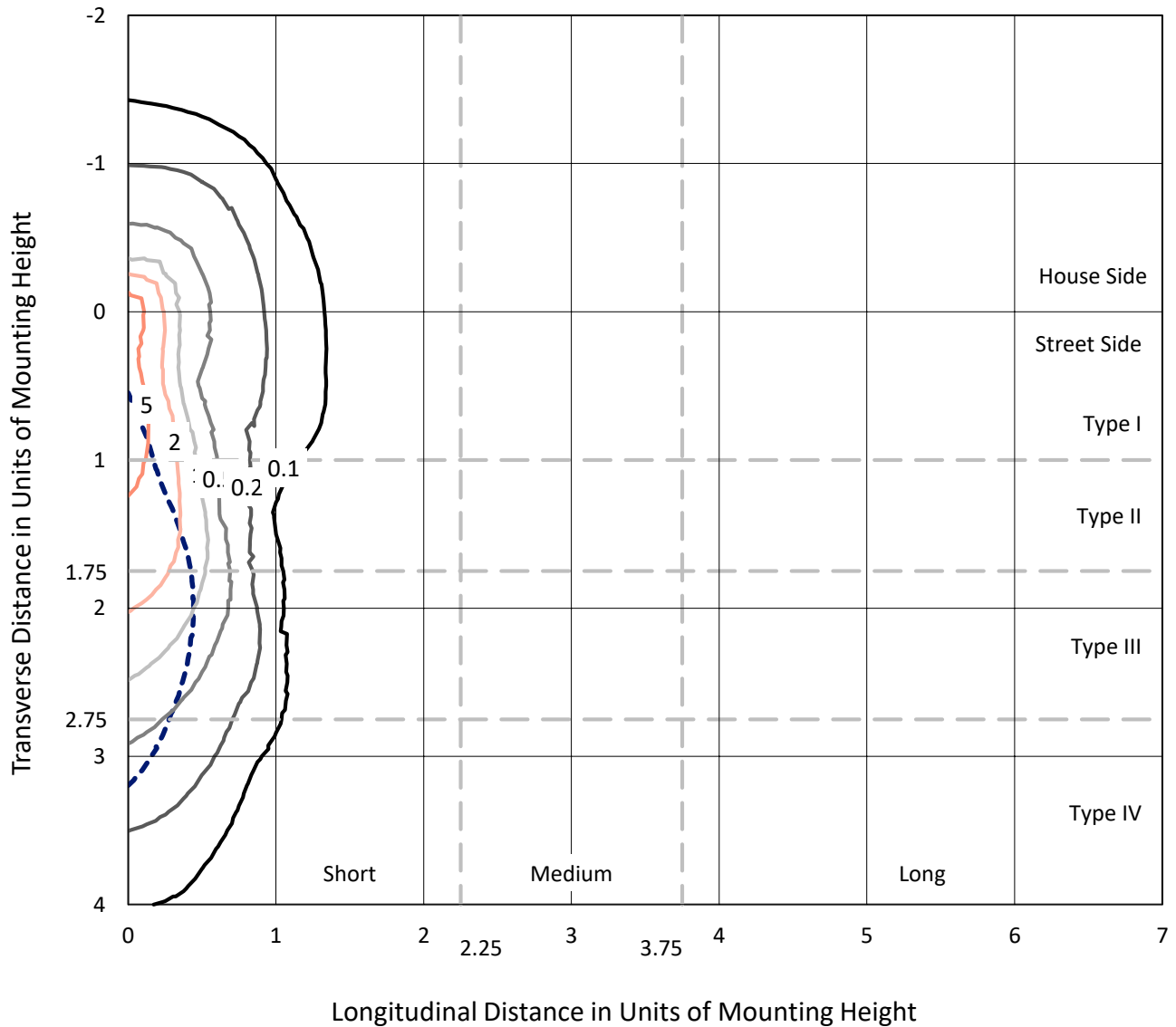


REPORT NUMBER: P200010

CATALOG NUMBER: GWC-AF-02-LED-E1-SLR-7030-1200

### Iso-Footcandle Lines of Horizontal Illumination

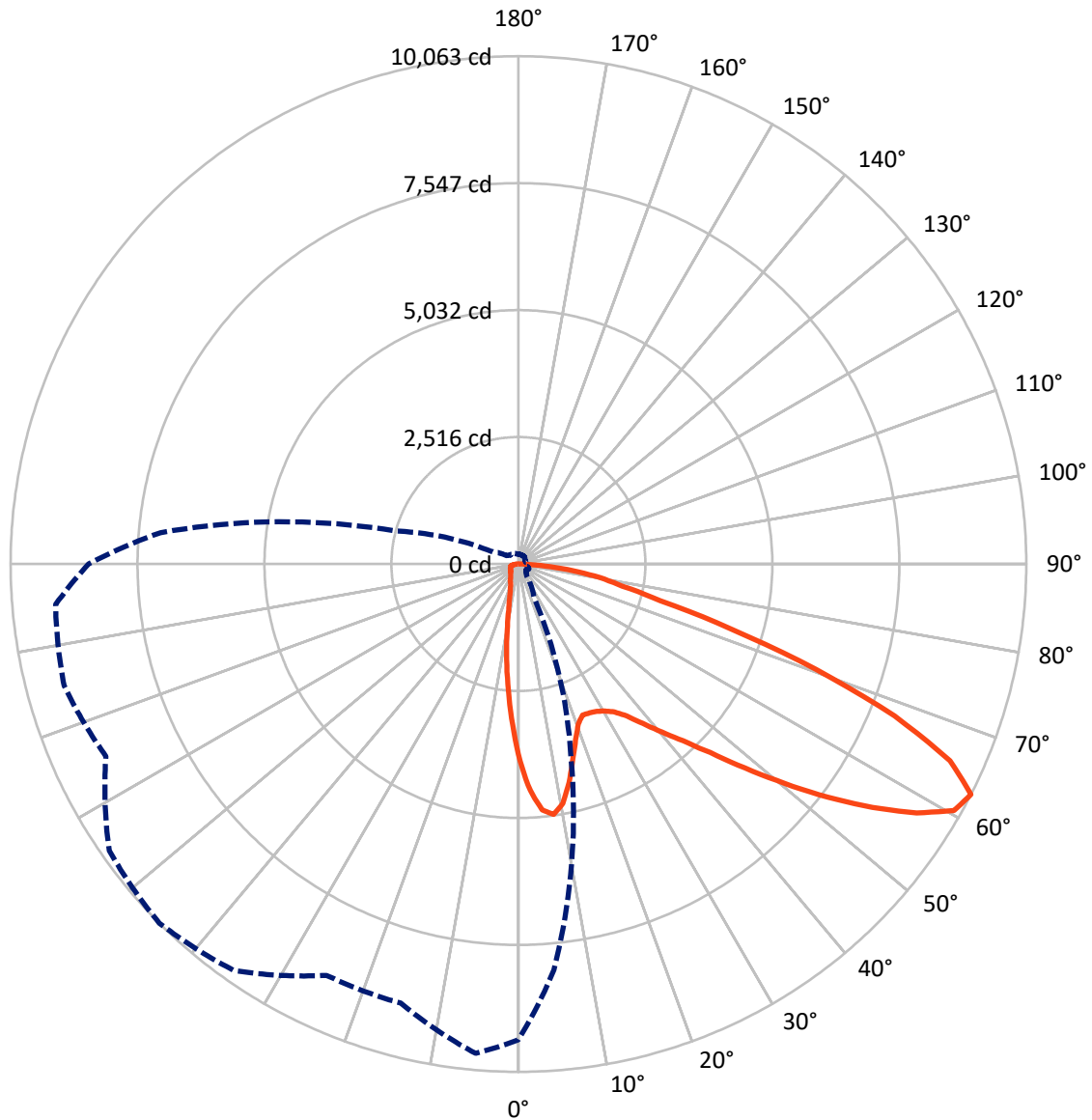
× Max cd  
 - - - 1/2 Max cd



Based on 20 foot mounting height. Maximum calculated value = 9.8 fc  
 Type IV - Short - Non-Cutoff

REPORT NUMBER: P200010  
CATALOG NUMBER: GWC-AF-02-LED-E1-SLR-7030-1200

### Luminous Intensity Polar Plot



— Vertical Plane Through 315-Deg Lateral    - - - Horizontal Cone Through 62.5-Deg Vertical

REPORT NUMBER: P200010

CATALOG NUMBER: GWC-AF-02-LED-E1-SLR-7030-1200

**FLUX DISTRIBUTION:**

		Downward	Upward	Total
<b>House Side</b>	Lumens	1916.7	0.0	1916.7
	% Fixture	16.5	0.0	16.5
<b>Street Side</b>	Lumens	9665.8	0.0	9665.8
	% Fixture	83.5	0.0	83.5
<b>Total</b>	Lumens	11582.6	0.0	11582.6
	% Fixture	100.0	0.0	100.0

**Coefficient of Utilization**

**ZONAL LUMENS:**

Zone	Lumens	% Fixture
0°-10°	284.9	2.5
10°-20°	522.4	4.5
20°-30°	761.6	6.6
30°-40°	1173.0	10.1
40°-50°	1726.3	14.9
50°-60°	2532.1	21.9
60°-70°	2830.6	24.4
70°-80°	1385.8	12.0
80°-90°	365.9	3.2
90°-100°	0.0	0.0
100°-110°	0.0	0.0
110°-120°	0.0	0.0
120°-130°	0.0	0.0
130°-140°	0.0	0.0
140°-150°	0.0	0.0
150°-160°	0.0	0.0
160°-170°	0.0	0.0
170°-180°	0.0	0.0
0°-90°	11582.6	100.0
0°-180°	11582.6	100.0



REPORT NUMBER: P200010

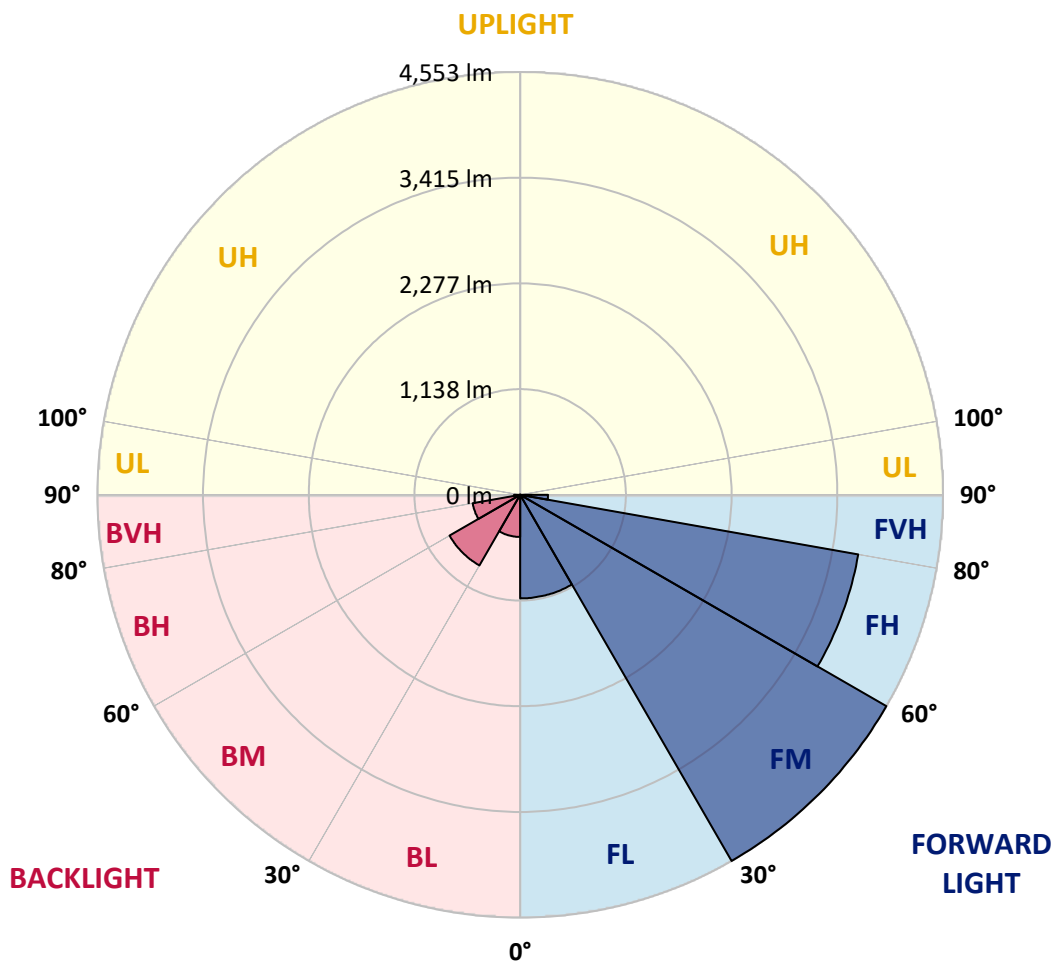
CATALOG NUMBER: GWC-AF-02-LED-E1-SLR-7030-1200

**LUMINAIRE CLASSIFICATION SYSTEM LUMEN TABLE AND BUG RATING:**

Zone		Lumens	% Fixture	Zone Rating/Lumen Limit		
				B	U	G
FL	(0°-30°)	1115.4	9.6			
FM	(30°-60°)	4553.2	39.3			
FH	(60°-80°)	3696.8	31.9			G2/5000
FVH	(80°-90°)	300.5	2.6			G3/500
BL	(0°-30°)	453.5	3.9	B1/500		
BM	(30°-60°)	878.2	7.6	B1/1000		
BH	(60°-80°)	519.6	4.5	B2/1000		G2/1000
BVH	(80°-90°)	65.4	0.6			G1/100
UL	(90°-100°)	0.0	0.0		U0/0	
UH	(100°-180°)	0.0	0.0		U0/0	

**BUG Rating: B2-U0-G3**

Type IV Short





REPORT NUMBER: P200010

CATALOG NUMBER: GWC-AF-02-LED-E1-SLR-7030-1200

**CANDELA DISTRIBUTION (FULL):**

	0°	5°	15°	25°	35°	45°	55°	65°	75°	85°	90°
0°	3913.2	3913.2	3913.2	3913.2	3913.2	3913.2	3913.2	3913.2	3913.2	3913.2	3913.2
2.5°	4066.0	3983.3	3845.7	3702.5	3615.3	3513.3	3433.8	3363.8	3223.7	3196.3	3221.1
5°	3823.4	3657.2	3398.1	3137.1	2963.2	2776.8	2631.5	2515.0	2337.4	2306.1	2343.7
7.5°	3434.4	3235.7	2893.1	2560.2	2314.4	2081.4	1924.8	1799.9	1661.2	1601.3	1605.1
10°	3098.9	2874.7	2469.8	2107.5	1906.3	1749.0	1617.2	1489.3	1348.6	1256.3	1230.8
12.5°	2911.0	2653.2	2186.5	1863.0	1676.5	1510.9	1368.9	1232.0	1081.7	987.4	960.8
15°	2878.6	2598.4	2080.1	1706.4	1472.7	1263.2	1095.8	943.0	788.2	711.9	695.9
17.5°	3019.3	2696.5	2045.8	1567.0	1281.1	1022.5	816.9	646.3	520.2	482.0	478.8
20°	3289.2	2884.9	2041.3	1435.7	1091.9	788.9	569.2	445.0	389.6	378.8	379.4
22.5°	3668.1	3177.2	2096.0	1337.2	918.1	588.4	427.9	372.5	350.8	340.7	340.7
25°	4158.3	3579.6	2222.2	1265.1	767.2	470.0	377.6	344.5	324.1	317.1	318.4
27.5°	4633.3	3971.1	2368.5	1208.5	668.5	426.5	357.9	327.9	310.1	303.0	306.3
30°	5003.8	4318.8	2490.8	1131.4	618.3	414.5	364.8	334.3	308.7	297.9	298.6
32.5°	5310.8	4623.2	2593.3	1075.9	573.7	355.3	314.5	301.1	297.9	285.2	278.8
35°	5703.0	4954.9	2662.1	1077.3	552.7	317.1	280.1	256.5	239.4	224.7	224.7
37.5°	6162.7	5335.6	2735.3	1091.9	544.9	294.8	268.0	244.5	228.6	214.5	212.1
40°	6617.3	5708.7	2802.2	1105.9	540.7	281.5	258.5	236.9	222.3	208.2	204.5
42.5°	7003.8	6015.6	2862.0	1113.0	525.3	280.1	251.6	231.7	217.8	202.4	198.7
45°	7289.7	6272.9	2926.3	1123.8	510.0	285.2	251.6	231.1	213.9	199.3	195.5
47.5°	7545.0	6574.6	3033.9	1123.8	491.5	275.7	259.8	231.7	213.3	198.0	194.8
50°	7886.9	6988.6	3237.7	1097.7	465.5	265.5	273.8	229.2	207.6	195.5	191.6
52.5°	8358.2	7518.9	3561.1	1052.5	425.3	245.8	271.8	228.0	201.8	189.1	184.6
55°	8915.2	8086.9	3913.8	999.6	365.5	231.7	262.3	224.7	195.5	181.5	177.0
57.5°	9350.1	8477.8	4162.1	918.1	313.2	224.1	232.4	221.6	187.8	173.1	169.4
60°	9523.2	8462.4	4230.3	809.3	287.8	217.8	203.1	248.3	181.5	166.8	162.4
62.5°	9429.6	8071.5	4039.4	732.8	282.1	209.4	190.3	229.9	176.4	162.4	156.0
65°	8997.4	7378.9	3533.1	712.5	298.6	201.1	182.1	180.2	169.4	156.0	149.5
67.5°	8055.6	6343.6	2828.9	714.3	319.6	193.0	173.8	164.9	159.8	149.0	143.2
70°	6561.3	5015.3	2108.8	719.5	330.4	183.3	164.9	155.3	149.5	138.8	134.9
72.5°	4824.4	3865.5	1532.0	686.3	332.3	172.5	152.9	144.5	138.8	127.4	124.1
75°	3300.7	2956.9	1062.6	568.5	289.7	157.3	139.5	131.7	128.0	113.9	112.1
77.5°	2411.3	2219.6	680.0	422.2	223.4	138.2	122.9	117.1	114.6	99.3	96.8
80°	1935.0	1756.1	425.3	289.1	163.7	116.0	103.1	100.0	97.5	82.2	80.2
82.5°	1342.1	1175.9	273.1	187.8	122.9	89.8	81.5	80.2	76.4	62.4	60.5
85°	708.0	638.6	173.1	128.0	89.1	61.7	56.7	56.7	54.7	41.4	40.1
87.5°	90.4	147.1	87.9	66.8	49.0	27.5	27.5	26.8	28.6	23.6	20.3
90°	0.0	0.0	0.0	0.0	0.0	0.0	0.0	0.0	0.0	0.0	0.0



REPORT NUMBER: P200010

CATALOG NUMBER: GWC-AF-02-LED-E1-SLR-7030-1200

**CANDELA DISTRIBUTION (continued):**

	95°	105°	115°	125°	135°	145°	155°	165°	175°	180°	185°
0°	3913.2	3913.2	3913.2	3913.2	3913.2	3913.2	3913.2	3913.2	3913.2	3913.2	3913.2
2.5°	3162.5	3193.1	3163.8	3165.7	3198.2	3294.9	3338.9	3375.2	3414.1	3439.5	3451.0
5°	2292.2	2363.5	2387.7	2438.5	2513.7	2637.3	2686.2	2721.9	2745.4	2759.5	2765.3
7.5°	1567.6	1610.9	1659.2	1741.4	1905.1	1977.6	2010.1	2001.8	1975.1	1965.6	1956.0
10°	1181.7	1164.6	1155.6	1200.9	1333.3	1406.5	1429.4	1407.1	1392.5	1395.7	1411.6
12.5°	915.6	885.6	849.4	844.2	931.6	997.1	1011.7	1013.1	1039.7	1063.3	1098.3
15°	667.2	664.1	646.3	635.5	685.0	738.6	744.9	756.4	780.6	797.8	828.4
17.5°	470.6	487.8	501.7	508.7	546.3	584.5	577.6	571.8	567.3	567.3	582.0
20°	379.4	390.9	408.7	429.2	467.3	494.1	476.9	454.0	437.5	432.3	434.2
22.5°	341.9	350.8	361.0	378.8	413.2	431.7	413.2	396.7	380.1	374.4	372.5
25°	322.9	334.3	343.8	357.2	382.6	395.4	377.6	365.5	355.3	348.3	343.2
27.5°	311.9	322.2	324.7	331.0	352.7	364.2	355.3	350.1	343.8	337.5	331.0
30°	300.6	298.6	294.1	294.8	311.9	323.4	322.9	324.1	323.4	321.6	320.2
32.5°	274.5	270.6	266.8	270.6	286.5	296.7	297.3	299.9	299.9	299.3	304.4
35°	228.6	235.6	240.1	251.6	270.6	279.4	275.7	269.4	257.9	250.9	250.2
37.5°	211.4	212.6	220.2	236.2	257.2	265.5	259.8	245.2	237.5	236.2	238.0
40°	203.1	204.5	208.8	223.4	244.5	252.8	247.7	236.9	229.9	229.2	232.4
42.5°	197.4	198.7	201.1	211.4	228.6	238.7	239.4	231.7	223.4	224.1	227.3
45°	194.2	194.8	194.2	199.3	215.2	227.3	232.4	227.3	220.2	221.6	225.4
47.5°	193.6	191.6	189.1	190.3	206.9	219.1	225.4	223.4	220.2	221.6	224.7
50°	190.9	186.5	183.3	182.7	199.3	212.1	217.8	217.8	219.1	221.6	224.7
52.5°	183.3	178.3	178.3	176.4	194.2	206.3	210.1	210.8	212.6	217.1	221.6
55°	173.8	171.9	173.8	170.7	190.3	201.8	203.8	205.0	206.3	210.1	216.5
57.5°	165.5	163.1	167.5	166.2	187.2	197.4	197.4	200.0	200.0	205.0	210.1
60°	161.0	156.0	157.9	159.2	182.7	193.6	192.3	194.8	196.1	200.6	204.5
62.5°	155.3	150.9	150.9	154.0	177.6	187.8	187.2	189.1	194.2	195.5	199.3
65°	148.4	146.4	144.5	148.4	172.5	181.5	182.1	184.6	189.1	190.3	193.6
67.5°	141.4	142.0	138.2	142.0	168.0	175.2	175.2	180.2	182.1	184.6	187.8
70°	133.8	134.4	131.1	135.6	164.9	168.0	167.5	174.5	175.7	177.6	180.9
72.5°	124.1	124.1	122.9	129.3	159.8	161.0	159.8	165.5	166.2	168.0	169.4
75°	113.9	113.9	112.6	121.6	156.7	153.4	149.5	154.0	155.3	156.7	156.7
77.5°	100.6	101.8	101.8	112.6	145.9	150.2	137.5	140.1	142.0	142.6	140.7
80°	84.0	87.2	88.5	102.4	122.3	138.8	122.9	124.8	125.4	125.4	122.9
82.5°	64.4	70.0	73.2	88.5	93.6	116.5	107.0	108.9	107.0	103.1	101.8
85°	44.6	52.2	56.0	67.5	70.7	89.8	89.1	89.1	85.3	80.2	79.5
87.5°	24.1	28.6	31.2	40.1	48.4	60.5	65.5	63.7	60.5	57.3	57.9
90°	0.0	0.0	0.0	0.0	0.0	0.0	0.0	0.0	0.0	0.0	0.0





REPORT NUMBER: P200010

CATALOG NUMBER: GWC-AF-02-LED-E1-SLR-7030-1200

**CANDELA DISTRIBUTION (continued):**

	195°	205°	215°	225°	235°	245°	255°	265°	270°	275°	285°
0°	3913.2	3913.2	3913.2	3913.2	3913.2	3913.2	3913.2	3913.2	3913.2	3913.2	3913.2
2.5°	3510.8	3597.4	3735.6	3841.2	3947.6	4050.1	4160.9	4245.6	4317.5	4345.6	4430.9
5°	2823.2	2931.4	3062.0	3297.6	3464.3	3648.3	3861.0	4142.4	4250.6	4400.3	4645.4
7.5°	1996.0	2094.2	2304.3	2494.6	2730.8	2991.3	3278.5	3666.8	3808.8	4048.8	4448.1
10°	1490.6	1604.5	1773.3	1933.7	2141.9	2408.1	2737.8	3172.2	3344.7	3605.0	4064.8
12.5°	1200.9	1335.1	1514.2	1665.0	1826.0	2013.8	2334.3	2810.4	3041.6	3269.5	3734.3
15°	922.5	1063.3	1229.5	1421.1	1598.8	1801.2	2136.8	2657.6	2923.8	3161.3	3557.9
17.5°	638.6	759.0	968.5	1168.3	1395.7	1654.8	2082.1	2690.1	3007.8	3281.6	3588.5
20°	452.7	521.5	693.4	925.1	1208.5	1533.8	2071.9	2860.7	3274.0	3586.6	3784.6
22.5°	380.8	406.2	506.2	718.8	1046.1	1443.5	2107.5	3100.1	3633.1	4032.3	4097.2
25°	347.0	362.3	414.5	564.1	901.6	1377.9	2227.8	3456.8	4077.4	4478.0	4466.5
27.5°	328.6	344.5	378.8	476.3	792.6	1337.2	2348.2	3879.5	4585.6	4961.9	4819.2
30°	322.9	344.5	380.8	448.8	715.0	1272.8	2446.9	4250.6	4976.5	5288.4	4979.7
32.5°	318.4	321.6	338.0	387.1	641.2	1197.7	2513.7	4583.7	5359.1	5599.2	5210.8
35°	257.2	273.1	299.9	347.0	597.8	1152.4	2513.7	4870.8	5736.1	5913.1	5431.2
37.5°	247.7	261.6	285.2	325.4	573.7	1130.2	2463.5	5147.8	6121.4	6269.1	5612.6
40°	242.5	254.0	276.3	308.7	563.4	1104.7	2390.1	5392.3	6497.6	6625.6	5782.0
42.5°	238.7	249.0	270.0	298.6	550.1	1076.6	2331.0	5588.4	6824.3	6930.0	5943.7
45°	236.9	247.7	270.6	303.7	523.4	1039.7	2311.3	5800.5	7092.9	7184.1	6118.7
47.5°	236.9	249.5	273.8	314.5	491.5	1001.6	2373.0	6079.9	7347.0	7391.6	6325.1
50°	234.9	249.0	282.7	303.7	445.0	953.2	2518.2	6432.1	7622.0	7627.2	6586.1
52.5°	231.1	247.7	304.4	297.3	391.5	889.5	2714.3	6884.1	8028.9	8059.5	6994.9
55°	226.7	245.8	298.6	282.7	347.7	813.8	2874.7	7433.6	8600.7	8685.3	7595.9
57.5°	220.9	243.2	289.1	262.3	319.0	716.3	2932.7	7836.0	8999.9	9212.5	8273.4
60°	215.9	241.4	261.0	250.2	301.1	634.1	2820.6	7756.5	8972.5	9430.9	8873.8
62.5°	210.8	243.2	238.0	242.5	293.0	581.4	2527.7	7119.0	8518.5	9205.5	9318.8
65°	205.0	226.0	224.7	236.2	290.9	560.3	2095.4	6163.4	7641.1	8493.0	9423.9
67.5°	197.4	208.8	215.2	228.0	297.3	541.8	1691.2	5084.2	6421.8	7425.3	8876.3
70°	189.1	198.7	205.6	217.8	293.5	533.5	1406.5	4009.4	5095.7	6085.6	7795.8
72.5°	178.3	186.5	193.0	204.5	289.7	529.2	1188.0	3228.7	3804.3	4520.6	6338.4
75°	165.5	173.1	177.6	189.1	277.6	484.6	934.0	2732.1	2846.8	3144.7	5048.5
77.5°	150.9	156.7	160.5	173.1	245.8	403.0	675.6	2107.5	2210.7	2283.2	3870.5
80°	133.8	139.5	141.4	153.4	203.8	315.2	440.7	1556.7	1653.5	1670.1	2527.7
82.5°	113.9	119.7	119.7	131.1	166.8	226.7	289.1	1066.5	1085.6	1141.6	1786.6
85°	91.7	96.1	96.1	101.8	129.3	169.4	198.7	535.5	529.7	604.9	1547.8
87.5°	65.5	68.8	72.0	73.2	92.4	112.1	119.7	163.1	107.6	123.6	993.9
90°	0.0	0.0	0.0	0.0	0.0	0.0	0.0	0.0	0.0	0.0	0.0



REPORT NUMBER: P200010

CATALOG NUMBER: GWC-AF-02-LED-E1-SLR-7030-1200

**CANDELA DISTRIBUTION (continued):**

	295°	305°	315°	325°	335°	345°	355°	360°
0°	3913.2	3913.2	3913.2	3913.2	3913.2	3913.2	3913.2	3913.2
2.5°	4495.2	4531.4	4494.5	4467.8	4352.6	4257.8	4131.0	4066.0
5°	4832.0	4924.4	4893.0	4781.0	4540.4	4269.8	3962.3	3823.4
7.5°	4791.2	5005.8	5010.9	4801.4	4446.8	4048.2	3631.8	3434.4
10°	4474.1	4748.6	4826.8	4623.8	4247.5	3801.7	3324.2	3098.9
12.5°	4120.1	4388.8	4448.7	4378.7	4064.1	3616.5	3132.0	2911.0
15°	3830.4	3950.9	4022.1	4083.2	3906.9	3542.6	3121.1	2878.6
17.5°	3654.0	3640.7	3661.1	3767.4	3797.3	3627.3	3286.7	3019.3
20°	3590.4	3386.1	3380.9	3527.3	3745.7	3829.2	3610.2	3289.2
22.5°	3625.4	3294.3	3252.3	3426.2	3773.2	4120.1	4034.2	3668.1
25°	3746.4	3302.0	3268.3	3436.3	3872.4	4430.3	4491.9	4158.3
27.5°	3936.8	3350.3	3305.7	3478.4	4004.3	4690.6	4942.8	4633.3
30°	4117.7	3434.4	3379.1	3561.1	4124.6	4793.8	5219.1	5003.8
32.5°	4337.3	3591.7	3494.2	3713.2	4273.5	4958.0	5465.4	5310.8
35°	4552.5	3815.8	3694.8	3948.2	4439.8	5162.4	5746.9	5703.0
37.5°	4788.8	4108.7	4008.7	4252.0	4667.1	5355.4	6106.1	6162.7
40°	5040.7	4497.1	4378.7	4695.1	5019.8	5597.4	6481.0	6617.3
42.5°	5294.9	4928.1	4786.7	5107.7	5407.6	5836.1	6801.9	7003.8
45°	5585.9	5396.1	5329.2	5676.2	5780.1	6063.4	7038.8	7289.7
47.5°	5924.6	5927.1	6034.7	6173.5	6155.6	6320.6	7277.0	7545.0
50°	6320.0	6590.0	6827.4	6919.7	6542.9	6597.0	7607.4	7886.9
52.5°	6795.0	7382.6	7676.8	7616.4	6960.0	6934.3	8130.7	8358.2
55°	7388.9	8221.9	8514.0	8470.8	7439.4	7394.1	8782.8	8915.2
57.5°	8076.7	9034.8	9303.7	9108.7	8014.9	7898.4	9322.1	9350.1
60°	8680.8	9679.3	9914.8	9699.0	8595.5	8435.2	9658.8	9523.2
62.5°	9017.0	9897.7	10063.3	9830.8	8993.5	9006.9	9732.7	9429.6
65°	8866.8	9345.6	9399.1	9380.0	8891.0	9338.6	9467.2	8997.4
67.5°	8044.2	7949.9	8039.8	8163.9	8012.3	8901.8	8731.8	8055.6
70°	6595.0	6077.4	6256.3	6339.8	6408.5	7660.2	7578.8	6561.3
72.5°	4970.2	4257.8	4399.0	4381.9	4700.3	6144.2	5894.0	4824.4
75°	3521.7	2886.8	2904.6	2897.7	3279.8	4807.2	4267.8	3300.7
77.5°	2464.1	2091.5	2101.2	2140.6	2205.0	3625.4	3049.2	2411.3
80°	1694.3	1587.3	1640.2	1643.4	1528.1	2435.4	2252.7	1935.0
82.5°	1262.0	1103.4	1090.7	1109.2	1197.7	1973.1	1731.2	1342.1
85°	1033.4	653.3	525.3	658.4	1061.4	1954.1	1149.9	708.0
87.5°	582.0	310.1	140.1	259.8	423.4	1293.8	332.3	90.4
90°	0.0	0.0	0.0	0.0	0.0	0.0	0.0	0.0

(END OF REPORT)